



INTERFACEBLOCKS

TABLE OF CONTENTS

3	Specialist fixture solutions
3	Basic block
4	170-pol Signalblock
6	136-pol Signalblock
7	85-pol Signalblock
8	40-pol Signalblock
9	8-pol und 24-pol Signalblock
10	45-pol High current block
11	8-pol Pneumaticblock
12	13-pol Block
13	Combiblock
14	80-4-pol Combiblock
14	RCVR / ITA Block
15	Optical fiber block
15	High Speed Block

Imprint

Publisher:

ATX Hardware GmbH West

Am Wiesengrund 12

86932 Pürgen

Germany

Phone +49 8196 9304-0

Telefax + 49 8196 9304-19

E-Mail: projekte@atx-hardware.de

Website: www.atx-hardware.de

SPECIALIST FIXTURE SOLUTIONS

ATX is Europe's market leader in the manufacture of test fixtures for electronic test procedures.

Why you too should choose an ATX fixture - it's simple:

TECHNICAL KNOW-HOW

Our sales team is technically well versed - our consultants are selected from the design team or other technical departments.

PROJECT KNOW-HOW

We work together with you towards a common goal: to find and implement the optimal solution for your individual testing requirements.

KNOWLEDGE BASE

Our employees bring well over 1,000 man-years of fixture building experience to the team.

SINCE 1997

BASIS

RECEIVER

Basic block

Order Nr.	Designation
585011	IFB-R-170-Blank with 2er Mounting



- Receiverseitiger Pylonblock 170-pole / unassembled with 2er Mounting
- Material: 6mm EGS619
- Grid dimension = 2,54mm

FIXTURE SIDE

Basic block

Order Nr.	Designation
585008	IFB-I-170-Blank with 2er Mounting




- Fixture sideer Pylonblock 170-pole / unassembled with 2er Mounting
- Material: 6mm EGS619
- Grid dimension = 2,54mm

PYLON BLOCKS

RECEIVER

170-pol Signalblock

Order Nr.	Designation
585225	IFB R - 170 - Pk W WireWrap
585045	IFB R - 170 - Pk L Solder connection
585046	IFB R - 170 - Pk R Round




- Receiver pylon block 170-pole / pyramid small (Pk)
- Material: 6mm EGS619
- Spring contact - head shape = pyramid small (RSP 2T)
- Sleeve with WireWrap aligned / solder / round connection
- Needle overhang = 6.2mm
- Recommended working stroke: 2,6mm
- Grid dimension = 2,54mm
- Max. Rated current 1A

FIXTURE SIDE

170-pol Signalblock


Order Nr.	Designation
585040	IFB I - 170 - IK06-W-A aligned



High gold plated

- Fixture pylon block 170-pole / small inner cone (IK06)
- Material: 6mm EGS619
- Contact with inner cone 0,6mm (IK06 - 670004 / high gold plated)
- Connection type WireWrap
- Grid dimension = 2,54mm
- Max. Rated current 1A

Order Nr.	Designation
585016	IFB I - 170 - IK06-W aligned



Standard Gold Plated


- Fixture pylon block 170-pole / small inner cone (IK06)
- Material: 6mm EGS619
- Contact with inner cone 0,6mm (IK06 - 699037 /standard gold plated)
- Connection type WireWrap
- Grid dimension = 2,54mm
- Max. Rated current 1A

PYLON BLOCKS

RECEIVER

170-pol Signalblock

Order Nr.	Designation
585042	IFB R - 170 - Pg W WireWrap
585049	IFB R - 170 - Pg L Solder connection
585050	IFB R - 170 - Pg R Round




- Receiver pylon block 170-pole / pyramid large (Pg)
- Material: 6mm EGS619
- Spring contact - head shape = pyramid large (EPA-2T)
- Sleeve with WireWrap aligned/ Solder- /Round connection
- Needle overhang = 6.2mm
- Recommended working stroke: 2,6mm
- Grid dimension = 2,54mm
- Max. Rated current 1A

FIXTURE SIDE


170-pol Signalblock

Order Nr.	Designation
585039	IFB I - 170 - IK10-W-A aligned



- Fixture pylon block 170-pole / large inner cone (IK10)
- Material: 6mm EGS619
- Contact with inner cone 0,6mm (IK10 - [KT-158](#))
- Connection type WireWrap
- Grid dimension = 2,54mm
- Max. Rated current 1A

Order Nr.	Designation
585041	IFB I - 170 - P-W-A aligned




- Fixture pylon block 170-pole / plan (P)
- Material: 6mm EGS619
- Contact = plan ([KT-158-02 I 670049](#))
- Connection type WireWrap
- Grid dimension = 2,54mm
- Max. Rated current 1A

PYLON BLOCKS

RECEIVER


136-pol Signalblock

Order Nr.	Designation
585047	IFB R - 136- Pk W WireWrap



- Receiver pylon block 136-pole / pyramid small (Pk)
- Material: 6mm EGS619
- Spring contact - head shape = pyramid small
- Sleeve with WireWrap aligned
- Needle overhang = 4.3mm
- Recommended working stroke: 2,6mm
- Grid dimension = 2,54mm
- Max. Rated current 1A

Order Nr.	Designation
300071	IFB R - 136 - D W WireWrap



- Receiver pylon block 136-pole / dagger (D)
- Material: 6mm EGS619
- Spring contact - head shape = dagger
- Receptacle with WireWrap aligned
- Needle overhang = 7.6mm
- Recommended working stroke: 2,6mm
- Grid dimension = 2,54mm
- Max. Rated current 1A


RECEIVER

• IFB	= Interface block
• R	= Receiver
• 136	= Number of contacts
• Pk / pg / D	= head shape
• WW / L / R	= Sleeve connection
• HS	= high current / addition
• 4A	= value

FIXTURE SIDE


136-pol Signalblock

Order Nr.	Designation
585048	IFB I - 136 - IK06 W WireWrap



- Fixture pylon block 136-pole / small inner cone (IK06)
- Material: 6mm EGS619
- Contact with inner cone 0,6mm (IK06 - [KT-158 06 I 699037](#))
- Connection type WireWrap
- Grid dimension = 2,54mm
- Max. Rated current 1A

Order Nr.	Designation
300073	IFB I - 136 - P W WireWrap



- Fixture pylon block 136-pole / plan (P)
- Material: 6mm EGS619
- Contact= plan
- Connection type WireWrap
- Grid dimension = 2,54mm
- Max. Rated current 1A

FIXTURE SIDE

• IFB	= Interface block
• I	= ITA / Fixture side
• 136	= Number of contacts
• IK / P	= Head shape
• WW	= Sleeve connection
• HS	= high current / addition
• 4A	= value

PYLON BLOCKS

RECEIVER


85-pol Signalblock

Order Nr.	Designation
585060	IFB R - 085- Pk W WireWrap
585044	IFB R - 085 - Pk L Solder connection



- Receiver pylon block 85-pole / pyramid small (PK)
- Material: 6mm EGS619
- Spring contact - head shape = pyramid small
- Sleeve with WireWrap aligned / Solder connection
- Needle overhang = 6.2mm
- Empfohlener Arbeitshub: 2,6mm
- Grid dimension = 2,54mm
- Max. Rated current 1A

Order Nr.	Designation
585059	IFB R - 085- D W WireWrap
585062	IFB R 085 D L Solder connection




- Receiver pylon block 85-pole / dagger
- Material: 6mm EGS619
- Spring contact - head shape = dagger (GSP-2B)
- Sleeve with WireWrap aligned / Solder connection
- Needle overhang = 5.2mm
- Empfohlener Arbeitshub: 2,6mm
- Grid dimension = 2,54mm
- Max. Rated current 1A

FIXTURE SIDE


85-pol Signalblock

Order Nr.	Designation
585056	IFB I - 085- IK06 W aligned



- Fixture pylon block 85-pole / small inner cone (IK06)
- Material: 6mm EGS619
- Contact with inner cone 0,6mm (IK06 - IF55 / High gold plated)
- Connection type WireWrap
- Grid dimension = 2,54mm
- Max. Rated current 1A

Order Nr.	Designation
585061	IFB I - 085 - P W WireWrap




- Fixture pylon block 85-pole / plan (P)
- Material: 6mm EGS619
- Contact = Plan
- [\(KT158-02 | 670049\)](#)
- Connection type WireWrap
- Grid dimension = 2,54mm
- Max. Rated current 1A

PYLON BLOCKS

RECEIVER

40-pole Signalblock

Order Nr.	Designation
585017	IFB R - 040- Pk W <i>WireWrap</i>



- Receiver pylon block 40-pole / pyramid small (Pk)
- Material: 6mm EGS619
- Spring contact - head shape = pyramid small
- Sleeve with WireWrap aligned
- Needle overhang = 4.3mm
- Recommended working stroke: 2,6mm
- Grid dimension = 2,54mm
- Max. Rated current 3A

FIXTURE SIDE

40-pole Signalblock

Order Nr.	Designation
585019	IFB I - 040 - IK06 W <i>WireWrap</i>



- Fixture pylon block 40-pole / small inner cone (IK06)
- Material: 6mm EGS619
- Contact with inner cone 0,6mm (IK06 - [KT-158 06 I 699037](#))
- Connection type WireWrap
- Max. Rated current 3A

RECEIVER

• IFB	= Interface block
• R	= Receiver
• 170	= Number of contacts
• Pk / pg / D	= head shape
• WW / L / R	= Sleeve connection
• HS	= high current / addition
• 4A	= value

FIXTURE SIDE

• IFB	= Interface block
• I	= ITA / Fixture side
• 170	= Number of contacts
• IK / P	= Head shape
• WW	= Sleeve connection
• HS	= high current / addition
• 4A	= value

PYLON BLOCKS

RECEIVER

8-pol High current block

Order Nr.	Designation
585034	IFB R - 008- P L - HS 50A



- Equipped with KS-150 M3
- Equipped with HSS-150 317 300 A 5002 M
- Working stroke 4,4mm
- Air gap (unwired) 1,6mm
- Max. Rated current 50A
- Max. Rated current all contact pins 25A
- Max. Power loss*: 25W
- Connection via cable lug

FIXTURE SIDE

8-pol High current block

Order Nr.	Designation
585035	IFB I - 008 - IK L - HS 50A



- Equipped with KT-150 L3 E03-M3

24-pol High current block


Order Nr.	Designation
585043	IFB R - 024- P L - HS 30A



- Equipped with KS-113 30 M2R
- Equipped with HSS-120 317 300 A 2202 M
- working stroke 4,0mm
- Air gap (unwired) 2,4mm
- Max. Rated current 16A
- Max. Rated current all contact pins 25A
- Max. Power loss*: 25W
- Connection via solder cup

24-pol High current block

Order Nr.	Designation
585024	IFB I - 024- IK L - HS 30A




- Equipped with KT-120 L3 E02-30

PYLON BLOCKS

RECEIVER

45-pol High current block

Order Nr.	Designation
585023	IFB R - 045- P L - HS 30A




- Equipped with KS-113 30 M2R
- Equipped with HSS-120 317 300 A 1502 M
- working stroke 4,0mm
- Air gap (unwired) 1,48mm
- Max. Rated current 30A
- Max. Rated current all contact pins 10A
- Max. Power dissipation*: 25W
- Connection via solder cup

FIXTURE SIDE

45-pol High current block

Order Nr.	Designation
585029	IFB I - 045- IK L - HS 30A



- Equipped with KT-120-L3 E02-30

*Please note that the maximum current carrying capacity applies to the single contact pin. If several contacts are used in the pylon block, the full load capacity cannot be assumed, as the heat generated by the contact resistance cannot be dissipated in total. It is not permissible to give a blanket value here, since the heat dissipation capacity depends primarily on the thickness of the connected cables. However, a maximum power dissipation of 25W should be assumed.

The following formula is used for calculation:

$$P=I^2 \cdot R_i$$

PYLON BLOCKS

RECEIVER

8-pol Pneumaticblock

Order Nr.	Designation
585057	IFB R - 008 - open - Brass



- Equipped with KSV-PK-3 ([462011](#))
- Grid dimension 10-10mm
- 4mm tube

FIXTURE SIDE

8-pol Pneumaticblock

Order Nr.	Designation
585055	IFB I - 008 - open - Brass



- Equipped with KDV-PK-3 ([400043](#))
- Grid dimension 10-10mm
- 4mm tube

8-pol Pneumaticblock


Order Nr.	Designation
585120	IFB R - 008 - open - Brass



- Grid dimension 12-13mm

8-pol Pneumaticblock

Order Nr.	Designation
585119	IFB I - 008 - open - Brass



- Grid dimension 12-13mm

Order Nr.	Designation
469028	IFB R - 008 - locked - Plastic



- With Socket contact with Shut-off HAN compressed air Bushing ([278256](#))

Order Nr.	Designation
469025	IFB I - 008 - open - Plastic



- With pin contact HAN module ([278255](#))

PYLON BLOCKS

RECEIVER

13-pol Pneumaticblock

Order Nr.	Designation
281084	IFB R - 013 - open - Brass



- Equipped with KSV-PK-4 (VGRCB-13 Pneu)
- 6mm hose

FIXTURE SIDE

13-pol Pneumaticblock


Order Nr.	Designation
283121	IFB I - 0013 - open - Brass



- Equipped with KDV-PK-4 (VGFCB-13 Pneu)
- 6mm hose

13-pol Coaxblock

Order Nr.	Designation
281062	IFB R - 013 - Coax



- (VGRCB-13C)
- Voltage 250VAC
- Current 5A
- Contact resistance 39mΩ
- Impedance 50Ω
- Absorption capacity 8.8pf
- Inductance 42mH
- Resistance 25,000 cycles
- Mains connection SMB
- MAX. Power dissipation*: 25W

13-pol Coaxblock

Order Nr.	Designation
281068	IFB I - 013 - Coax



- (VGFCB-13C)

Spezialblock

Order Nr.	Designation
585058	IFB I - Kombi



- Equipped with 2 pcs. KDV-PK-3
1 pcs. Special pressure connection
66 pcs. KT-158

PYLON BLOCKS

RECEIVER

Combiblock

Order Nr.	Designation
585073	IFB R - 6 - NET - Body



- for 2x USB 2.0 or 3.0 and 2x LAN and 2x pneumatics
- Blank block without contact parts

Contact parts

- (278256) Pneumatics: HAN compressed air module locked
- (585075) USB 2.0 and 3.0: female part size 0 shielded feed through, 10pin (USB 3.0), assembled cable 250mm with USB 3.0 connector type A (compatible USB 2.0)
C00.100.101.160.004
- (585077) USB 2.0: female part size 0 shielded feed through, 4pin (USB 2), assembled cable 250mm with USB 2 connector type A
C00.100.101.080.012
- (585079) Lan - 10 gigabit Ethernet: female part size 2 shielded feed through, 8pin (CAT6A) assembled cable 250mm with Rj45 connector
C00.100.101.080.004
- (585083) USB 2 and 3.0: female part size 0 shielded feed through, 10pin (USB 3.0), assembled cable 2000mm with USB 3 connector type A (compatible USB 2)
C00.100.101.080.010
- (585086) USB 2: female part size 0 shielded feed through, 4pin (USB 2) assembled cable 2000mm with USB 2 connector type A
C00.100.101.080.010
- (585081) Lan - 10 Gigabit Ethernet: female part size 2 shielded feed through, 8pin (CAT6A), assembled cable 2000mm with RJ45 connector
C00.100.101.080.002

FIXTURE SIDE

Combiblock

Order Nr.	Designation
585074	IFB I - 6 - NET - Body



- for 2x USB 2.0 or 3.0 and 2x LAN and 2x pneumatics
- Blank block without contact parts

Contact parts

- (278255) Pneumatics: HAN Compressed air module pin contact
- (585076) USB 2 and 3.0: pin part size 0 shielded feed through, 10pin (USB 3.0), assembled cable 250mm with USB 3.0, socket type A (compatible USB 2)
C00.100.101.160.007
- (585078) USB 2: pin part size 0 shielded feedthrough, 4pin (USB 2), assembled cable 250mm with USB 2 socket type A
C00.100.101.080.015
- (585080) Lan - 10 Gigabit Ethernet: female part size 2 shielded feed through, 8pin (CAT6A), assembled cable 250mm with RJ45 plug
C00.100.101.080.003
- (585084) USB 2 and 3.0: male part size 0 shielded feed-through, 10pin (USB 3.0), assembled cable 2000mm with USB 3 female type A (compatible USB 2)
C00.100.101.160.005
- (585085) USB 2: male part size 0 shielded feedthrough, 4pin (USB 2), cable assembly 2000mm with USB 2 female type A
C00.100.101.080.013
- (585082) Lan - 10 Gigabit Ethernet: Stiff part size 2 shielded bushing, 8pin (CAT6A), assembled cable 2000mm with RJ45 plug
C00.100.101.080.001

*Please note that the maximum current carrying capacity applies to the single contact pin. If several contacts are used in the pylon block, the full load capacity cannot be assumed, as the heat generated by the contact resistance cannot be dissipated in total. It is not permissible to give a blanket value here, since the heat dissipation capacity depends primarily on the thickness of the connected cables. However, a maximum power dissipation of 25W should be assumed.

The following formula is used for calculation:


$$P=I^2 \cdot R_i$$

PYLON BLOCKS

RECEIVER

80-4-pol Combiblock

Order Nr.	Designation
585113	IFB R - 080 - 04 - Kombi - locked




- Equipped with SPR-2W-2
- Equipped with RSP-2T
- Pneumatic: HAN Buchse locked
- Grid: 10 - 10mm
- Material: GFK grün

FIXTURE SIDE

80-4-pol Combiblock

Order Nr.	Designation
585114	IFB I - 080 - 04 - Kombi




- Equipped with small inner connector 0,6mm (IK06 / IF55 High gold plated)
- Pneumatic: HAN Plug
- Grid: 10 - 10mm
- Material: GFK green

PYLON BLOCKS

RECEIVER


Optical fiber block

Order Nr.	Designation
585104	IFB R - 045 - LWL - 1mm



- Equipped with 45x Hülse LA-REC-10 (562016)
- Shield sponge rubber

Order Nr.	Designation
585106	IFB R - 045 - LWL - 2,2mm




- Equipped with 45x Sleeve KS-220 (681014)

FIXTURE SIDE


Optical fiber block

Order Nr.	Designation
585103	IFB I - 045 - LWL - 1mm



- Equipped with 45x Sleeve LA-REC-10 (562016)

Order Nr.	Designation
585105	IFB I - 045 - LWL - 2,2mm




- Equipped with 45x Sleeve KS-220 (681014)

RECEIVER

High Speed Block

Order Nr.	Designation
585127	IFB R - 3 NET - ECT




- VGRCB-76D High-Speed Data Block receiver side
- 1x HDMI connection
- 1x USB 2.0 connection
- 1x RJ45 connection
- Screw hole diameter 2,8mm

FIXTURE SIDE

High Speed Block

Order Nr.	Designation
585128	IFB I - 3 NET - ECT



- VGFCB-76D High-Speed Data Block Fixture side
- 1x HDMI connection
- 1x USB 2.0 connection
- 1x RJ45 connection
- Screw hole diameter 2,8mm



ATX HARDWARE GMBH WEST

Location Pürgen | Am Wiesengrund 12 | 86932 Pürgen
Location Weil im Schönbuch | Carl-Zeiss-Straße 5/1 | 71093 Weil im Schönbuch

P +49 8196 9304-0
F +49 8196 9304-19
projekte@atx-hardware.de

www.atx-hardware.de